

## Insulation fastener

### PRODUCT

It is a Thermal Anchor with high penetration strength for all types of thermal insulation boards, suitable for brick and concrete walls.

The anchor is made of PVC sleeve and steel screw. It can be applied on the wall such as clay brick, hollow blocs, normal concrete, concrete blocks, light-concrete or autoclaved aerated concrete, light weight blocks, etc...

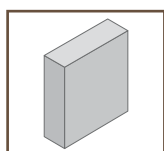
### PRODUCT ADVANTAGES

- Suitable for all the above substrate
- High pull-off strength for a higher security of the system
- Low thermal conduction value to avoid thermal bridge
- Approved for concrete, solid and perforated masonry
- Precise installation due to defined anchor washer movement through movable washer
- The flexible anchor washer assures an optimum positioning in the insulation board, also in case of slightly sloped drilled boreholes
- Plastic injection element to reduce thermal transmission
- Short embedment depths, minimum drill hole depth
- Minimised risk of breaking nails due to fibre reinforced composites
- Can be used with an additional spreader washer
- Premounted nail for quick installation

### REQUIREMENTS

The basic loading data for a single anchor

- Correct installation (See installation instruction)
- No edge distance and spacing influence
- Substrate as specified in the table below
- Loads shall be reduced and number of fasteners shall be increased. If the temperature sustains above 40°C please consult the technical department of Sodamco Weber



Concrete



Solid Blocs



Hollow Blocs

### INSTRUCTIONS FOR USE

#### SUBSTRATE PREPARATION

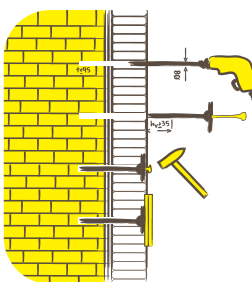
The substrate should be sound, dry, flat, clean and durable

#### PRODUCT APPLICATION

- Start drilling after sufficient hardening of the glue (min 24h later)
- Clean the drilled hole
- Make sure not to damage the thermal insulation layer or substrate during fixing of the anchor
- Make sure that the depth of drilling is greater than 55 mm and the anchoring depth inside the substrate is min. 45mm
- The sleeve on top of anchor should not protrude out of the surface of the thermal insulation layer

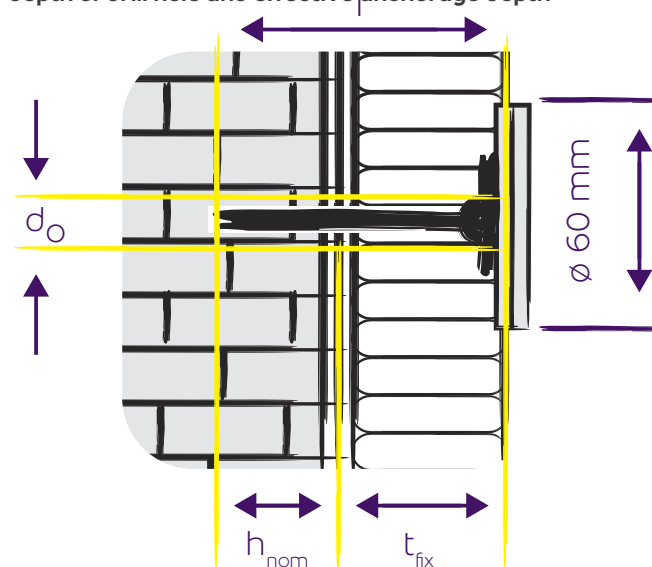


### CONSUMPTION



- Drill hole with drill bit by using a rotary hammer
- Tap the anchor with a hammer

#### depth of drill hole and effective anchorage depth



## Characteristics Load

type A Normal weight concrete C 12/15 acc. to EN 206-1	0.9 kN
type A Normal weight concrete C 16/20 - C 50/60 acc. to EN 206-1	0.9 kN
type B Clay bricks (Mz) acc. to DIN 105	0.9 kN
type B Solid lime sandstone (KS) acc. to DIN EN 106	0.9 kN
type C Vertically perforated clay bricks (Hlz) acc. to DIN, bulk density, $\geq 1,2 \text{ kg/dm}^3$	0.75 kN
type C Vertically perforated clay bricks (Hlz) acc. to DIN, bulk density, $\geq 0,9 \text{ kg/dm}^3$	0.6 kN
type C Sand-lime perforated bricks (KSL) acc. to	0.9 kN
Lightweight aggregate concrete (LAC 4 - LAC 25) acc. to EN 1520. density $\geq 1,2 \text{ kg/m}^3$	0.9 kN
Autoclaved aerated concrete AAC 4 - AAC 7) acc. to EN 771-4. Density $\geq 0,6 \text{ kg/m}^3$	0.5 kN

## Technical Data

Anchor diameter	8 mm
Washer diameter	60 mm
Drill hole depth	$h_1 \geq 55 \text{ mm}$
Embedment depth	$h_{ef} \geq 45 \text{ mm}$
Point thermal transmission	0.001 W/K
Use categories	acc. to ETA A, B, C
European Technical Assessment	ETA-14/0130

## Anchors Details

Anchor length l [mm]	95	115	135	155	175	195	215	235
----------------------	----	-----	-----	-----	-----	-----	-----	-----

## Number of anchors per 1m<sup>2</sup>

Anchor load capacity=0.9 kN	wind speed (km/h)		
	150-155	156-170	171-190
Height (m)			
0~10	3	4	4-5
11~14	3-4	4	5
15~18	4	4	6
19~21	4	5	6
22~25	4	5	6

Note: for buildings higher than 25m please revert to the technical department

## TOOLS

Light drill with battery for AAC block, Hammer.

## DISCLAIMER

While the company guarantees its products against defective materials, the use and application of these products are made without guarantee since the conditions of their application are beyond its control. It is recommended to verify with the company that the product is suitable for the intended use, and that this Data Sheet version is the latest one. The company may modify it without prior notice. Technical characteristics are listed for guidance only. For more information, please contact the company's office in your location.

## NOTE

The information included on this Technical Data Sheet is the sole property of Saint-Gobain Middle East Holding SAL (previously SODAMCO Holding). The unauthorized disclosure, use, dissemination or copying (either whole or partial) of this data sheet or any information it contains, is prohibited and subject to legal pursuit.