



# ENVIRONMENTAL PRODUCT DECLARATION

*In accordance with EN 15804 and ISO 14025*

## webertherm MW

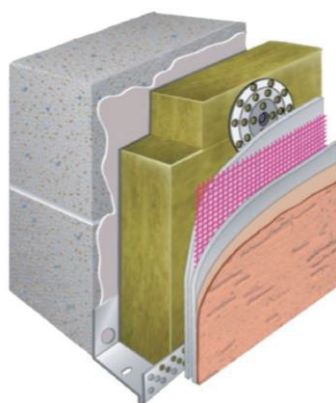
Date of issue: 2020-10-06

Validity: 5 years

Version: 1

Valid until: 2025-10-05

Scope of the EPD: United Arab Emirates



The environmental impacts of this product have been assessed over its whole life cycle. Its Environmental Product Declaration has been verified by an independent third party.

Registration number  
The International EPD® System:

S-P-02086



THE INTERNATIONAL EPD® SYSTEM

# We care about people and their environment

At Weber, we believe that what matters most in the construction industry is to care about people and their environment. Weber is a world leader in industrial mortars with expertise and knowledge throughout the world. Weber is made up of 10,000 people in 62 countries supported by almost 200 production units with an annual turnover over €2 billion. Weber's services and solutions aim to help customers save time, feel confident and comfortable, be successful in their work and grow their business.

## Our brand promises:

**Well-being:** We care for the safety and benefit of all. Making lives easier, more convenient and more comfortable.

**Empathy:** We care about people. Listening to what matters to people and taking into account their needs. Helping everyone to grow. Responding to the multiplicity of challenges in today's world, and adapting to the diversity of the lives that populate it.

**Long-lasting:** We care about today. But also for the future. Taking responsibility to lead the change and build a tomorrow that is in harmony with its environment.

## Our commitments:

Develop sustainable and comfortable solutions that guarantee the wellbeing of both individuals and society as a whole, these are the fundamentals of the Saint-Gobain brand promise. They are also the basis of the Group's Corporate Social Responsibility (CSR), through commitments made to our teams, customers and local communities.

## Site-related information: Sodamco Emirates Factory

Quality management system: ISO 9001:2015 MER20.447/UQ 1-2

Environment management system: ISO 14001:2015 IND18.5154 U/E 1-2

Health and Safety management system: ISO 45001:2018 MER20.435/UOH 1-2

## General information

**Manufacturer:** Sodamco Emirates Factory For Building Materials L.L.C. P.O. Box 96082 Abu Dhabi UAE (Weber Saint-Gobain).

**Programme used:** The International EPD® System. More information at [www.environdec.com](http://www.environdec.com)

**PCR identification:** PCR 2012:01 Construction products and construction services (version 2.33)

**UN CPC 54 Code:** 37510 and 37990

**Owner of the declaration:** Sodamco Emirates Factory For Building Materials

**Product / product family name and manufacturer represented:** This EPD describes the environmental impacts of 1 m<sup>2</sup> of External Thermal Insulation Composite System (ETICS) “webertherm MW” manufactured at Sodamco and SIIMCO plant

**EPD® prepared by:** Mohamad Derbas (Sodamco Weber Saint-Gobain), Patricia Jiménez Diaz (Saint-Gobain LCA central team).

**Contact:** Mohamad Derbas, [Mohamad.derbas@saint-gobain.com](mailto:Mohamad.derbas@saint-gobain.com)

**Declaration issued:** 2020-10-06, **valid until:** 2025-10-05

**Demonstration of verification:** an independent verification of the declaration was made, according to ISO 14025:2010. This verification was external and conducted by a third party, based on the PCR mentioned above (see information below).

CEN standard EN 15804 served as the core PCR	
EPD Program operator	International EPD System. Operated by EPD® International AB <a href="http://www.environdec.com/">http://www.environdec.com/</a>
PCR review conducted by	The Technical Committee of the International EPD® System. Chair: Massimo Marino. Contact via <a href="mailto:info@environdec.com">info@environdec.com</a>
Independent verification of the declaration and data, according to ISO 14025	Internal <input type="checkbox"/> External <input checked="" type="checkbox"/>
Third party verifier	Marcel Gomez Marcel Gómez Consultoria Ambiental ( <a href="http://www.marcelgomez.com">www.marcelgomez.com</a> ) Tlf 0034 630 64 35 93 Email: <a href="mailto:info@marcelgomez.com">info@marcelgomez.com</a>
Accredited or approved by	The International EPD System

# Product description

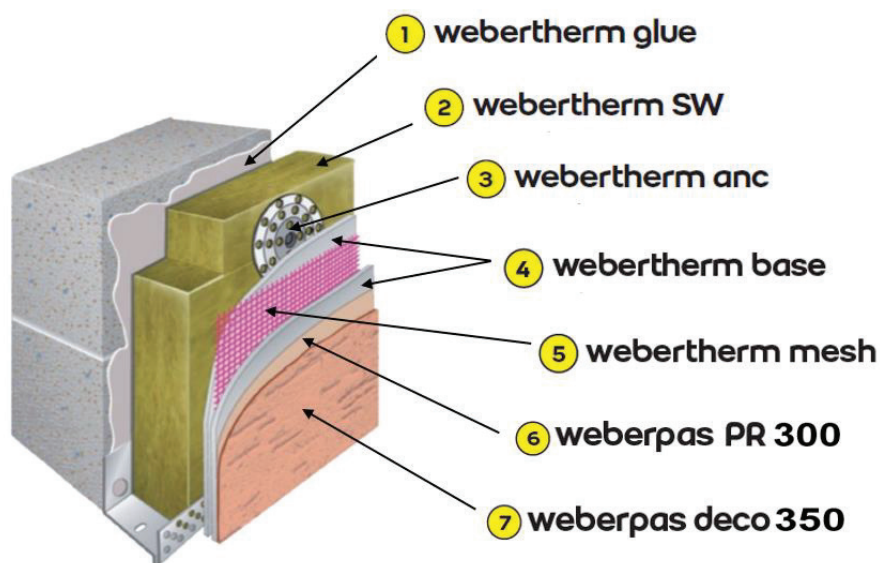
## Product description and description of use:

This Environmental Product Declaration (EPD®) describes the Environmental impacts of 1 m<sup>2</sup> of external thermal insulation composite system with a thermal resistance of 3.04 m<sup>2</sup>K/W (considering a layer of SW with 100 mm) with the specified composition and construction parameters of the product.

The thermal resistance of the system depends on the thickness and density of the components.

External Insulation System webertherm MW is a high performance ETICS(EIFS) based on stonewool insulation glued and mechanically fixed, reinforced with an imbedded mesh cloth, base coat, and finished with a textured coloured render.

External Insulation System webertherm MW ensures thermal protection for your building without losing internal spaces by providing double solution of decoration and insulation with no thermal bridges.



## Composition of the product (from inside to outside):

1. **webertherm glue** is a pre-mixed dry blend of cement, fillers, polymer, and additives used as adhesive to fix rigid insulation to a variety of surfaces.
2. **webertherm SW** is a stone wool mat with excellent acoustic, thermal, resistance fire performances.
3. **webertherm anc** is a thermal anchor with a high penetration strength for all types of thermal insulation boards, suitable for brick and concrete walls.
4. **webertherm base** is a pre-bagged dry blend of cement, aggregates, polymer and additives that provides an excellent reinforcing coat for embedding glass fiber mesh.
5. **webertherm mesh** is a glass fibre mesh which half leno woven fabrics made of glass fibre. The strands are coated by an organic layer to provide resistance to alkali conditions.
6. **weberpas PR 300** is used as a primer coat to provide the substrate with a homogenous absorption giving the treated area a uniform aspect.
7. **weberpas deco 350** is a ready to use acrylic textured coating, with good workability, resistance to water and UV lights.

Description of the main product components and/or materials for 1m<sup>2</sup> of external thermal insulation composite system:

COMPONENT	FUNCTION	VALUE
webertherm glue	Fixation	6 kg/m <sup>2</sup>
webertherm SW	Thermal insulation	12.8 kg/m <sup>2</sup>
webertherm anc (EPD available)	Fixation	5.5 units/m <sup>2</sup>
webertherm base	Basic layer	8 kg/m <sup>2</sup>
webertherm mesh (EPD available)	Reinforcement	0.16 kg/m <sup>2</sup>
weberpas PR 300	Acrylic water based primer	0.30 kg/m <sup>2</sup>
weberpas deco 350	Finishing	2,50 kg/m <sup>2</sup>
webertherm base profile	Fixation	0,28 kg/m <sup>2</sup>

During the life cycle of the product any hazardous substance listed in the “Candidate List of Substances of Very High Concern (SVHC) for authorization” has been used in a percentage higher than 0.1% of the weight of the product.

The verifier and the program operator do not make any claim nor have any responsibility of the legality of the product.

## LCA calculation information

<b>DECLARED UNIT</b>	1 m2 of external thermal insulation system with a thermal resistance of 3,04 m2.K/W (considering a layer of SW with 100 mm) with the specified composition and construction parameters of the product.
<b>SYSTEM BOUNDARIES</b>	Cradle to gate with options
<b>REFERENCE SERVICE LIFE (RSL)</b>	50 years
<b>CUT-OFF RULES</b>	Life Cycle Inventory data for a minimum of 99% of total inflows to the upstream and core module shall be included and at least 95% at the module level. Flows related to human activities such as employee transport are excluded. The construction of plants, production of machines and transportation systems are excluded
<b>ALLOCATIONS</b>	Based on mass repartition The polluter pays and modularity principles have been followed.
<b>GEOGRAPHICAL COVERAGE AND TIME PERIOD</b>	Mortar data: ICAD3 Sodamco Weber Saint-Gobain (UAE) Stool Wool data: Kimmco Isover Saint-Gobain (Saudi Arabia) Production year from 2019 Background data: Ecoinvent (from 2015 to 2019) and GaBi (from 2013 to 2019)

According to EN 15804, EPD of construction products may not be comparable if they do not comply with this standard. According to ISO 21930, Environmental Product Declarations within the same product category from different programs may not be comparable.



# Life cycle stages

## Flow diagram of the Life Cycle



Figure 1: Life Cycle illustration of a product for construction

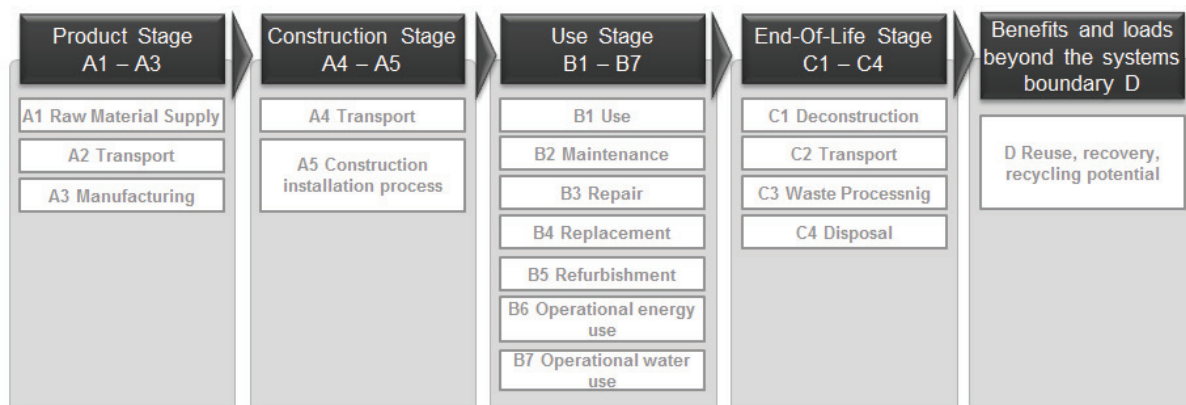


Figure 2: Cradle to gate with option analysis taking into account all stages of the Life Cycle product

## Product stage, A1 - A3

### Description of the stage:

The product stage of the Weber products is subdivided into 3 modules A1, A2 and A3 respectively “Raw material supply”, “transport” and “manufacturing”.

The aggregation of the modules A1, A2 and A3 is a possibility considered by the EN 15 804 standard. This rule is applied in this EPD.

<sup>1</sup> Included Transport

### Raw material supply – A1

This part takes into account the extraction and processing of all raw materials and energy which occurs upstream to the studied manufacturing process.

### Transport to manufacturer – A2

The raw materials are transported to the manufacturing site. In this case, the modelling includes road transportations (average values) of each raw material.

### Manufacture – A3

This module includes manufacturing of ETICS components described above. The packaging material are also included in the manufacturing module, i.e. wooden pallets, paper sack and LDPE film.

Apart from production of packaging material, the supply and transport of packaging material are also considered in the LCA model. They are reported and allocated to the module where the packaging is applied.

## Construction process stage, A4 - A5

### Description of the stage:

#### Transport – A4

This module includes transport from the production gate to the building site.

Transport is calculated on the basis of a scenario with the parameters described in the following table.

#### Transport to the building site:

PARAMETER	VALUE (expressed per declared unit)
Fuel type and consumption of vehicle or vehicle type used for transport e.g. long distance truck, boat, etc.	Truck 48t payload capacity (38,0l per per 100 km) and forward real load 40,0t Container ship, 5,000 to 200000 dwt payload capacity
Distance	Stone wool mat: 1500 km Mortar: 110 km Aluminium profile: 1128 km
Capacity utilisation (including empty returns)	85% for truck 70% for container ship
Bulk density of transported products	Stone wool mat: 128 kg/m3 Mortar: 0.30 – 4 kg/m3 (according to the different mortars used) Aluminium profile: 2972 kg/m3
Volume capacity utilisation factor	1 (by default)

#### Construction installation process – A5

This module includes the consumption of electricity and water, auxiliary products for installation in the building, the waste produced during installation, the additional production generated to compensate for these losses and the treatment of site waste. The scenarios used for the quantity of electricity and water, additional products, waste generated during the implementation and treatment of site waste are as follows:

#### Installation in the building:

PARAMETER	VALUE (expressed per declared unit)
Ancillary materials for installation (specified by materials)	<ul style="list-style-type: none"> <li>- webertherm mesh: 0.16 kg/m<sup>2</sup></li> <li>- webertherm base profile: 0.28 kg/m<sup>2</sup></li> <li>- webertherm anc: 5 units/m<sup>2</sup></li> <li>- Screws: 3,42 g/m<sup>2</sup></li> </ul>
Water use	3.36 liters
Other resource use	none
Quantitative description of energy type (regional mix) and consumption during the installation process	0.036 MJ (UAE electricity mix)
Wastage of materials on the building site before waste processing, generated by the product's installation (specified by type)	<ul style="list-style-type: none"> <li>- 5-7% of mortars</li> <li>- 2% of stone wool</li> </ul>
Output materials (specified by type) as results of waste processing at the building site e.g. of collection for recycling, for energy recovering, disposal (specified by route)	Polyethylene film: 0.054 kg (mortar packaging) Paper bag: 0.112 kg (mortar packaging) Pallet: 0.016 kg (mortar and stool wool packaging) Plastic bucket: 0.147 kg (mortar packaging) Packaging and pallets are sent to recycled
Direct emissions to ambient air, soil and water	none

#### Use stage (excluding potential savings), B1 - B7

##### Description of the stage:

The use stage is divided into the following modules:

##### Use – B1

##### Maintenance – B2

In this case, only the maintenance stage (B2) was deemed relevant, as there is no charge associated with the use, repair, replacement or rehabilitation stage.

The scenario defined for the maintenance is the following:

- Cleaning every 5 years with high pressure water only
- Coating every 10 years, replacing the layer of weberpas PR 300 and weberpas deco 350.

The data in the next table considers the inputs needed during the RSL.

PARAMETER	VALUE (expressed per declared unit and all RSL)
Water use	35 litres
Quantitative description of energy type (regional mix) and consumption during the maintenance process	0.588 MJ of electricity (UAE electricity mix)
Ancillary materials used for maintenance (specified by materials)	11.2 kg of mortars
Waste	7% of waste to landfill

##### Repair – B3

##### Replacement – B4

##### Refurbishment – B5

##### Operational energy and water use – B6 and B7



## End-of-life stage C1 - C4

### Description of the stage:

Landfill is considered to be the worst scenario.

The end-of-life stage is divided into the following modules:

#### **Deconstruction – C1**

The de-construction and/or dismantling of the product take part of the demolition of the entire building. In our case, the environmental impact is assumed to be very small and can be neglected.

#### **Transport to waste processing – C2**

The model use for the transportation is applied (cf. table below).

#### **Waste processing – C3**

The product is considered to be landfilled without reuse, recovery or recycling. It is classified as 'non-hazardous waste' in the European list of waste products.

#### **Disposal –C4**

The impact of landfill is taken into account according to available data.

### **Additional technical information of End-of-life:**

PARAMETER	VALUE (expressed per declared unit) / DESCRIPTION
Collection process specified by type	16.8 kg of mortar collected with mixed construction waste. 12.8 kg of stone wool collected with mixed construction waste.
Recovery system specified by type	-
Disposal specified by type	100 % product to municipal landfill
Assumptions for scenario development (e.g. transportation)	Average truck trailer with 27t payload, diesel consumption 38l/100km; 25km distance to landfill

## Reuse/recovery/recycling potential, D

Post-consumer recycling scenarios are not considered within this EPD.

# LCA results








Description of the system boundary, X = Included in LCA, MND = Module Not Declared




CML 2001 has been used as the impact model. Specific data has been supplied by the plant, and generic data come from GABI and Ecoinvent databases.




All emissions to air, water, and soil, and all materials and energy used have been included.

Resume of the LCA data results are detailed on the following tables and they refer to a declared unit of 1 m<sup>2</sup> of external thermal insulation composite system with a thermal resistance of 3.04 m<sup>2</sup>K/W (considering a layer of SW with 100 mm) with the specified composition and construction parameters of the product.

PRODUCT STAGE			CONSTRUCTION STAGE		USE STAGE							END OF LIFE STAGE				BENEFITS AND LOADS BEYOND THE SYSTEM BOUNDARY
Raw material supply	Transport	Manufacturing	Transport	Construction-Installation process	Use	Maintenance	Repair	Replacement	Refurbishment	Operational energy use	Operational water use	De-construction demolition	Transport	Waste processing	Disposal	Reuse-recovery
A1	A2	A3	A4	A5	B1	B2	B3	B4	B5	B6	B7	C1	C2	C3	C4	D
X	X	X	X	X	X	X	X	X	X	X	X	X	X	X	X	MND





ENVIRONMENTAL IMPACTS															
Parameters	Product stage	Construction process stage		Use stage							End-of-life stage				D Reuse, recovery, recycling
	A1 / A2 / A3	A4 Transport	A5 Installation	B1 Use	B2 Maintenance	B3 Repair	B4 Replacement	B5 Refurbishment	B6 Operational energy use	B7 Operational water use	C1 Deconstruction / demolition	C2 Transport	C3 Waste processing	C4 Disposal	
 Global Warming Potential (GWP) - kg CO <sub>2</sub> equiv/FU	5,09E+01	1,37E+00	2,92E+00	0	6,43E+00	0	0	0	0	0	8,06E-02	6,34E-02	6,82E-04	4,84E-01	NMD
	The global warming potential of a gas refers to the total contribution to global warming resulting from the emission of one unit of that gas relative to one unit of the reference gas, carbon dioxide, which is assigned a value of 1.														
 Ozone Depletion (ODP) kg CFC 11 equiv/FU	1,64E-05	2,13E-16	1,08E-06	0	4,88E-05	0	0	0	0	0	1,16E-17	1,38E-17	2,26E-18	3,35E-14	NMD
	Destruction of the stratospheric ozone layer which shields the earth from ultraviolet radiation harmful to life. This destruction of ozone is caused by the breakdown of certain chlorine and/or bromine containing compounds (chlorofluorocarbons or halons), which break down when they reach the stratosphere and then catalytically destroy ozone molecules.														
 Acidification potential (AP) kg SO <sub>2</sub> equiv/FU	1,96E-01	6,27E-03	1,14E-02	0	9,21E-03	0	0	0	0	0	1,99E-04	2,57E-04	4,77E-06	2,80E-03	NMD
	Acid depositions have negative impacts on natural ecosystems and the man-made environment incl, buildings. The main sources for emissions of acidifying substances are agriculture and fossil fuel combustion used for electricity production, heating and transport.														
 Eutrophication potential (EP) kg (PO <sub>4</sub> ) <sub>3</sub> -equiv/FU	2,52E-02	1,40E-03	1,55E-03	0	7,11E-05	0	0	0	0	0	1,59E-05	6,40E-05	1,15E-06	3,17E-04	NMD
	Excessive enrichment of waters and continental surfaces with nutrients, and the associated adverse biological effects.														
 Photochemical ozone creation (POPC) Etheneequiv/FU	1, 39E-02	2,36E-04	8,33E-04	0	4,88E-05	0	0	0	0	0	1,53E-05	9,21E-06	5,27E-07	2,30E-04	NMD
	Chemical reactions brought about by the light energy of the sun. The reaction of nitrogen oxides with hydrocarbons in the presence of sunlight to form ozone is an example of a photochemical reaction.														
 Abiotic depletion potential for non-fossil ressources (ADP-elements) - kg Sbequiv/FU	7,48E-05	1,91E-08	2,87E-06	0	9,21E-03	0	0	0	0	0	2,20E-09	4,27E-09	7,74E-10	1,67E-07	NMD
 Abiotic depletion potential for fossil ressources (ADP-fossil fuels) - MJ/FU	7,49E+02	1,90E+01	4,27E+01	0	2,92E-04	0	0	0	0	0	9,98E-01	8,65E-01	1,32E-02	6,35E+00	NMD
	Consumption of non-renewable resources, thereby lowering their availability for future generations.														

RESOURCE USE															
Parameters	Product stage	Construction process stage		Use stage							End-of-life stage				D Reuse, recovery, recycling
	A1 / A2 / A3	A4 Transport	A5 Installation	B1 Use	B2 Maintenance	B3 Repair	B4 Replacement	B5 Refurbishment	B6 Operational energy use	B7 Operational water use	C1 Deconstruction / demolition	C2 Transport	C3 Waste processing	C4 Disposal	
 Use of renewable primary energy excluding renewable primary energy resources used as raw materials -	1,89E+01	4,29E-01	1,29E+00	0	1,51E+01	0	0	0	0	0	3,49E-03	4,03E-02	9,85E-04	8,43E-01	NMD
 Use of renewable primary energy used as raw materials <i>MJ/FU</i>	3,28E+00	0	-5,00E-02	0	3,34E+00	0	0	0	0	0	0	0	0	0	NMD
Total use of renewable primary energy resources (primary energy and primary energy resources used as raw materials) <i>MJ/FU</i>	2,21E+01	4,35E-01	1,24E+00	0	1,84E+01	0	0	0	0	0	3,49E-03	4,07E-02	9,85E-04	8,45E-01	NMD
 Use of non-renewable primary energy excluding non-renewable primary energy resources used as	7,65E+02	1,90E+01	4,37E+01	0	1,31E+02	0	0	0	0	0	1,00E+00	8,63E-01	1,37E-02	7,46E+00	NMD
 Use of non-renewable primary energy used as raw materials <i>MJ/FU</i>	1,82E+01	0	7,48E-01	0	1,37E+00	0	0	0	0	0	0	0	0	-9,30E-01	NMD
Total use of non-renewable primary energy resources (primary energy and primary energy resources used as raw materials) - <i>MJ/FU</i>	7,83E+02	1,91E+01	4,45E+01	0	1,33E+02	0	0	0	0	0	1,00E+00	8,69E-01	1,37E-02	6,56E+00	NMD
 Use of secondary material <i>kg/FU</i>	1,37E-02	0	0	0	0	0	0	0	0	0	0	0	0	0	NMD
 Use of renewable secondary fuels- <i>MJ/FU</i>	0	0	0	0	0	0	0	0	0	0	0	0	0	0	NMD
 Use of non-renewable secondary fuels - <i>MJ/FU</i>	0	0	0	0	0	0	0	0	0	0	0	0	0	0	NMD
 Use of net fresh water - <i>m3/FU</i>	2,42E-01	1,51E-04	1,64E-02	0	1,31E-01	0	0	0	0	0	6,23E-06	4,25E-05	3,85E-06	1,55E-03	NMD

WASTE CATEGORIES															
Parameters	Product stage	Construction process stage		Use stage							End-of-life stage				D Reuse, recovery, recycling
	A1 / A2 / A3	A4 Transport	A5 Installation	B1 Use	B2 Maintenance	B3 Repair	B4 Replacement	B5 Refurbishment	B6 Operational energy use	B7 Operational water use	C1 Deconstruction / demolition	C2 Transport	C3 Waste processing	C4 Disposal	
 Hazardous waste disposed <i>kg/FU</i>	6,16E-04	6,89E-08	1,51E-06	0	1,14E-04	0	0	0	0	0	8,93E-11	2,55E-08	3,58E-10	1,50E-06	NMD
 Non-hazardous (excluding inert) waste disposed <i>kg/FU</i>	1,85E+00	2,78E-04	1,62E+00	0	1,50E+01	0	0	0	0	0	2,18E-04	8,65E-05	3,70E-06	2,97E+01	NMD
 Radioactive waste disposed <i>kg/FU</i>	1,56E-03	2,22E-05	6,50E-05	0	1,29E-03	0	0	0	0	0	1,01E-06	1,28E-06	1,81E-07	7,49E-05	NMD



## OUTPUT FLOWS

Parameters	Product stage	Construction process stage		Use stage							End-of-life stage				D Reuse, recovery, recycling
	A1 / A2 / A3	A4 Transport	A5 Installation	B1 Use	B2 Maintenance	B3 Repair	B4 Replacement	B5 Refurbishment	B6 Operational energy use	B7 Operational water use	C1 Deconstruction / demolition	C2 Transport	C3 Waste processing	C4 Disposal	
 Components for re-use <i>kg/FU</i>	0	0	0	0	0	0	0	0	0	0	0	0	0	0	NMD
 Materials for recycling <i>kg/FU</i>	7,55E-02	0	3,48E-01	0	8,45E-01	0	0	0	0	0	0	0	2,69E-01	0	NMD
 Materials for energy recovery <i>kg/FU</i>	0	0	0	0	0	0	0	0	0	0	0	0	0	0	NMD
 Exported energy, detailed by energy carrier <i>MJ/FU</i>	0	0	0	0	0	0	0	0	0	0	0	0	0	0	NMD

## Environmental parameters description

---

### Environmental impacts

---



#### Global warming potential

The global warming potential of a gas refers to the total contribution to global warming resulting from the emission of one unit of that gas relative to one unit of the reference gas CO<sub>2</sub>, which is assigned a value of 1. For example, if CH<sub>4</sub> (methane) has a global warming potential of 25, it means that 1kg of methane has the same impact on climate change as 25kg of CO<sub>2</sub> and thus 1kg of CH<sub>4</sub> would count as 25kg of CO<sub>2</sub> equivalent.



#### Ozone Depletion

Ozone depletion is the destruction of the stratospheric ozone layer which shields the earth from UV radiation harmful to life.



#### Acidification potential

Acid depositions have negative impacts on natural ecosystems and the man-made environment, incl. buildings. The main sources for emissions of acidifying substances are agriculture and fossil fuel combustion used for electricity production, heating and transport.



#### Eutrophication potential

It corresponds to an excessive enrichment of waters and continental surfaces with nutrients, and the associated adverse biological effects.



#### Photochemical ozone creation

Chemical reactions brought about by the light energy of the sun. The reaction of nitrogen oxides with hydrocarbons in the presence of sunlight to form ozone is an example of a photochemical reaction. It corresponds to the pollution of the air at ground level.



#### Abiotic depletion potential for fossil and non-fossil resources

The abiotic depletion potential is the consumption of non-renewable resources, thereby lowering their availability for future generations.

### Resource Use

---

#### Use of primary energy resources



Renewable energy is energy from non-fossil sources (wind, solar, geothermal, etc. Renewable resource is a resource that is grown, naturally replenished or naturally cleansed, on a human time scale.



Non-Renewable energy is energy from sources which are not defined as renewable energy sources. Non-renewable resource is resource that exists in a finite amount that cannot be replenished on a human scale.



#### Use of secondary material

Secondary material is material recovered from previous use or from waste which substitutes primary materials. Materials recovered from previous use or from waste from one product system and used as an input in another product system are secondary materials (recycled scrap metal, recycled plastic, recycled wood chips, etc.)



#### Use of secondary fuels

Secondary fuel is fuel recovered from previous use or from waste which substitutes primary fuels. Any combustible material recovered from previous use or from waste from the previous product

system and used as a fuel in a following system is a secondary fuel (e.g. solvents, used tyres, used oil, etc.)



#### **Use of net fresh water**

Fresh water is naturally occurring water on the Earth's surface (ice, lakes, rivers, groundwater, etc.) It is generally characterized by having low concentrations of dissolved salts; the term specifically excludes seawater and brackish water.

### *Waste categories*

---



#### **Hazardous waste disposed**

This kind of waste poses substantial or potential threats to public health or the environment



#### **Non-hazardous waste disposed**

This kind of waste is a waste that can burn, produce chemical, physical or biological reaction but without being hazardous or toxic for human health (e.g. PE, PVC, PS, metals, non-treated wood, construction waste mixed with non-mineral waste without any hazardous substance inside, etc.).



#### **Radioactive waste disposed**

These kinds of wastes contain radioactive material. Radioactive wastes are usually by-products or nuclear power generation and other applications of nuclear fission or nuclear technology, such research and medicine. Radioactive waste is hazardous to most forms of life and the environment, and is regulated by government in order to protect human health and the environment.

### *Output flows*

---



#### **Components for re-use**

To re-use is to use again after it has been used: this includes conventional reuse where the item is used again for the same function and new-life reuse where it is used for a different function.



#### **Material for recycling**

In contrast with re-use, recycling is the breaking down of the used item into raw materials which are used to make new items.



#### **Materials for energy recovery**

It includes any technique or method of minimizing the input of energy to an overall system by the exchange of energy from one sub-system to another.



#### **Exported energy**

It relates to energy exported from waste incineration and landfill moreover the production of photovoltaic solar panel and/or cogeneration.

# LCA results interpretation

The following figure refers to a declared unit of 1 m<sup>2</sup> of external thermal insulation composite system with a thermal resistance of 3.04 m<sup>2</sup>K/W (considering a layer of SW with 100 mm) with the specified composition and construction parameters of the product.



[1] This indicator corresponds to the abiotic depletion potential of fossil resources.

[2] This indicator corresponds to the total use of primary energy.

[3] This indicator corresponds to the use of net fresh water.

[4] This indicator corresponds to the sum of hazardous, non-hazardous and radioactive waste disposed.

## Comments:

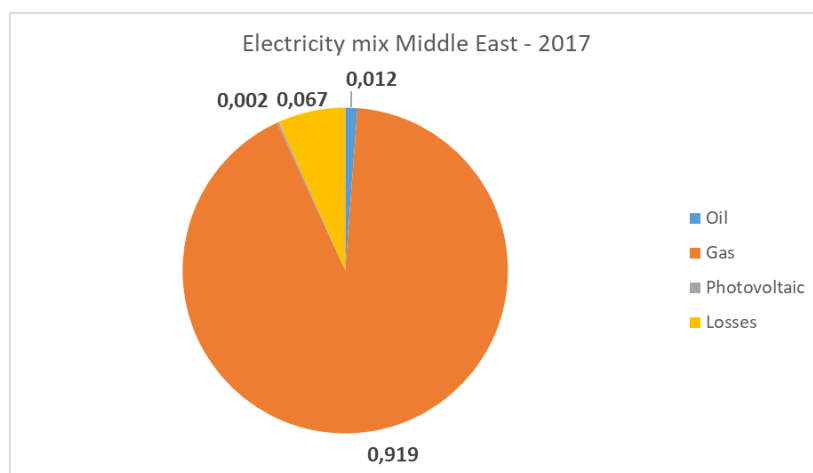
With the graphic view above, it is possible to assess which steps of the LCA are the most impacting for the chosen indicators

- The main environmental impacts of the product life cycle come from extraction and processing of raw materials (A1-A3). The Product stage is responsible for around 80% of the impact for following indicators: Global Warming, Non-renewable resources consumption, Energy consumption and Water consumption.
- As expected, waste production is mainly generated (over 95 %) during the end-of-life stage with building demolition.
- Water is added at installation.
- The formula mix and distribution pattern have identifiable impacts on the total.

## Additional information

### Electricity description

TYPE OF INFORMATION	DESCRIPTION
Location	Representative of average production in United Arab Emirates (2017)
Geographical representativeness description	Split of energy sources in United Arab Emirates - Natural gas: 92% - Oil: 1% - Photovoltaic: 0.2% - Losses: 6.7%
Reference year	2017
Type of data set	Cradle to gate from Thinkstep
Source	International Energy Agency -2017
Emission of electricity kg CO2 eq./kWh	0,792



### Data Quality

**Scope:** United Arab Emirates

**Period:** 2019

Background information is taken from the GaBi or Ecoinvent database, trade association or suppliers data.

Raw Materials	Generic database, trade association and supplier data
Production	Own specific data
Transport	Generic and specific data
Application	Generic and specific data
Life in Use	Generic and specific data
End of Life	Generic data
Energy	Generic average country



## References

1. EPD International (2017) General Programme Instructions for the International EPD® System. Version 2.5, dated 2017-12-11. [www.environdec.com](http://www.environdec.com).
2. The International EPD System PCR 2012:01 Construction products and Construction services, Version 2.33
3. EN 15804:2012 + A1:2013 Sustainability of construction works – Environmental product declarations – Core rules for the product category of construction products
4. ISO 14 025: environmental labels and declarations – type III Environmental Declarations Principles and procedure (2009)
5. ISO 14 040: Environmental management – Life Cycle Assessment – Principles and framework (2006)
6. ISO 14 044: Environmental management – Life Cycle Assessment – Requirements and guidelines (2006)
7. ISO 14020:2000 Environmental labels and Declarations - General principles
8. Saint-Gobain Environmental Product Declaration Methodological Guide for Construction Products, Version 3.0.1 (2013)
9. [http://echa.europa.eu/chem\\_data/authorisation\\_process/candidate\\_list\\_table\\_en.asp](http://echa.europa.eu/chem_data/authorisation_process/candidate_list_table_en.asp)
10. ADFORS Vertex® (0.16 kg/m<sup>2</sup>), ENVIRONMENTAL PRODUCT DECLARATION, SAINT-GOBAIN ADFORS, CZ s.r.o. 2019-2024