



weber euroflor
A new level in sustainable flooring

weber euroflor Design



index

Introduction	4
• weber euroflor Design	8
• weber euroflor Terrazzo	10
Benefits of weber euroflor range	12
System details & components	20
Application Overview	24
Inspiration Gallery	28
Projects' references	30
Patterns	34

weber euroflor Terrazzo





Introduction

A NEW LEVEL OF DESIGN, A NEW LEVEL OF PERFORMANCE

Floors are a key element of any building design, weber euroflor gives the floor of your building a distinctive touch that expresses your exquisite taste.

Open your mind to an endless choice of exciting colours and surface treatments with the new **weber euroflor** range and create sustainable, high impact floors that are perfect for the UAE's challenging environment and will lift your designs to a new level - inside and out.



Set your imagination free

There's no limit to the range of exciting high quality surface designs and terrazzo finishes you can create to make your next project unique.



WHY CHOOSE weber euroflor?

Innovative euroflor technology combines advanced eco binders with new silicate-based 'green' raw materials to produce a decorative high strength, high performance, self-levelling EC1^{PLUS} floor finish that is faster and easier to lay, crack-free and much more environment-friendly and temperature tolerant than the old cement- based alternatives.

- Unlimited colours and designs
- Suitable for indoor & outdoor application
- Crack free
- Attractive seamless finish
- Durable & easy to maintain
- Ecologically sustainable
- Non-toxic - EC1^{PLUS}
- Life span of over 30 years



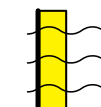
CRACK FREE



CHEMICAL RESISTANT



IMPACT RESISTANT



WATER VAPOR PERMEABLE



ENVIRONMENTALLY FRIENDLY



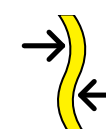
CONCRETE LEVELLING



FAST SETTING



QUICK CURING AND HARDENING



FLEXURAL STRENGTH



COMPRESSIVE STRENGTH



TWO SYSTEMS ...

Mix and match colours and designs for a perfect, hard-wearing finish and outstanding environmental performance.

Excellent flowability and resistance to abrasion, impact and chemicals make **weber euroflor** a sustainable solution for most flooring needs.

The high application thickness (2-50mm) of **weber euroflor Design**, makes it an ideal topping for upgrading existing concrete or tile/resin floors.

- Low carbon footprint
- Rapid curing, setting & hardening
- High abrasion resistant
- Substrates, for most common self smoothing screed, and non absorbent surfaces
- Applicable for indoor and outdoor
- Water vapor permeable
- Self-levelling



weber euroflor Design





... ULTIMATE CHOICE

Coloured surfaces and mixtures of different decorative grains create unlimited design options in this timeless terrazzo-style finish.

Environment-friendly and upcycled raw materials and binders plus ultra-low EC1^{PLUS} rating make this the perfect floor choice for sustainable, low emission construction projects.

- Seamless
- UV stable
- Slip resistant
- Tension relieved
- Stain resistant
- Chemicals resistant
- Rapid hardening



weber euroflor Terrazzo

Benefits of weber euroflor range

- Green raw materials
- Up to 90% less CO₂ emission than concrete
- Advanced ECObinder technology

The next green generation of flooring

weber euroflor is a next generation floor topper, manufactured using breakthrough technology that replaces the traditional cement-based binder with a high performance eco-binder of environment-friendly silicone-based raw materials produced as a by-product of different industrial processes.

As a result, associated CO₂ emissions are reduced by up to 90% - contributing significantly to building sustainability and green targets and supporting Saint-Gobain's 2050 zero emissions goal.

Unlike cement, the new generation binder produces very low emissions and is highly resistant to corrosive materials, so will retain its pristine finish for years to come!



GGBS



Fly Ash



Volcanic Ash



Pumice



Kaolin

Comparison with common systems

	Cement based	Epoxy resin base	weber euroflor
DANGEROUS COMPONENTS	Chromate	Amine-solvents	none
SUBJECT TO LABELLING/HAZARD CLASSIFICATION	Needs to be labeled as GHS07	Is containing GHS08 solvents	none
HEALTH EFFECTS	Allergic potential	Allergic potential, VOC load possible	no known effect
RESISTANCE	pH 6-14	pH 2-13	pH 3-14
BINDER MATERIAL	No	No	Eco green binder
FLEXIBILITY IN COMPARISON TUNING	Only, if cement is partially replaced by GGBS	No	Yes
ENVIRONMENTALLY SAFETY	No	Yes	Yes

A new level of sustainability

- UV stable
- No colour fading
- Crack-free
- High abrasion resistant
- Water vapor permeable
- Water resistant
- Stain & chemical resistant

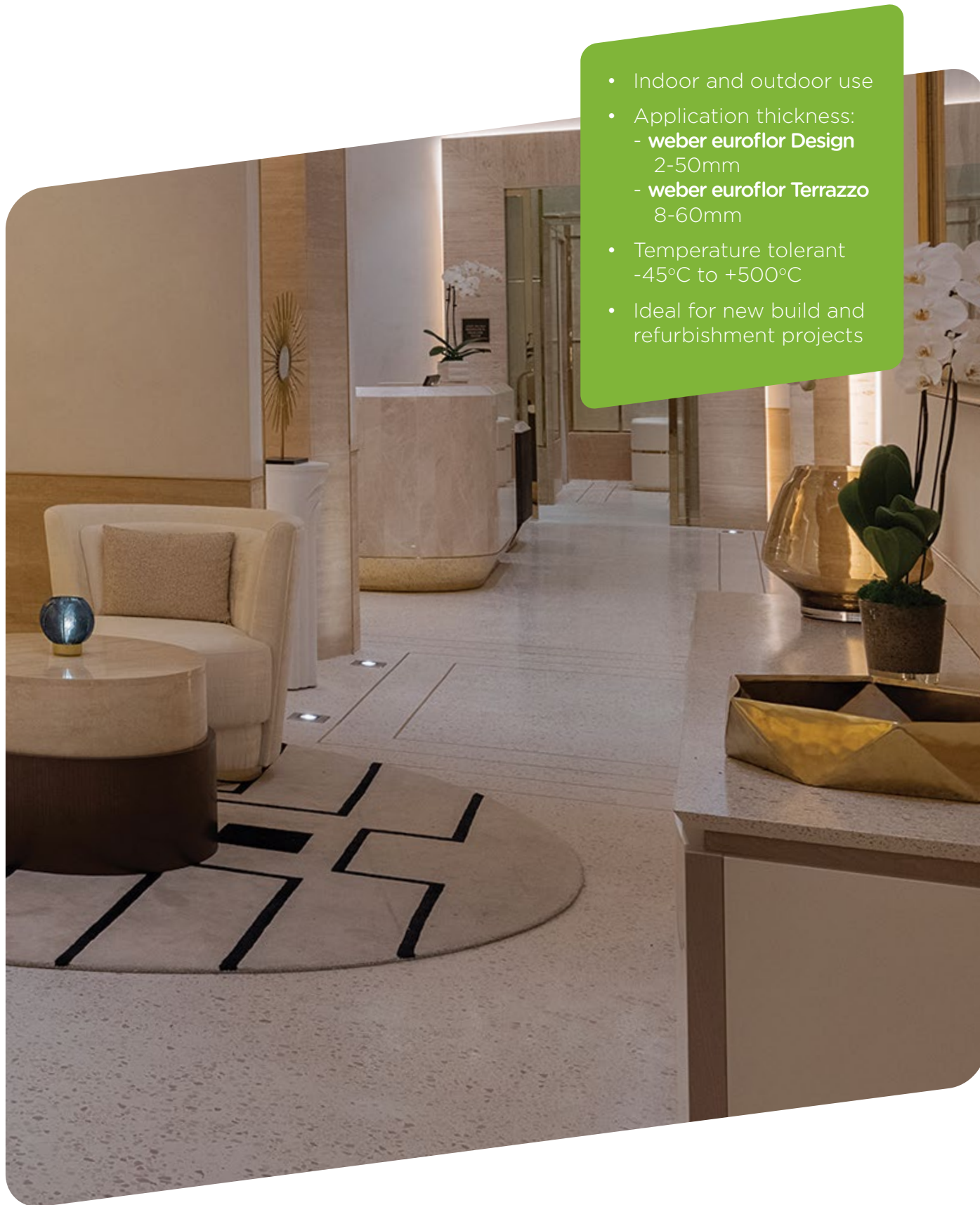


*A new level of
performance*

- Two stunning seamless systems
- Comes in glossy, semi-glossy and matt finishes
- Endless choice of colours and decorative finishes



*A new level of
aesthetics*



A new level of versatility



A new level of efficiency



THE WEBER FULL SYSTEM APPROACH

Our knowledge and expertise in developing many of the *world's most technically advanced flooring solutions* has enabled us to offer the latest **weber euroflor Design** and **Terrazzo** toppers as part of a complete integrated solution.

We ensure our components that make up the full system are high performing and have been tested together for compatibility so the floor built with our system is crack-free, shrink-free and long lasting that will retain its prestigious appearance and performance for years to come – in even the heaviest traffic areas.

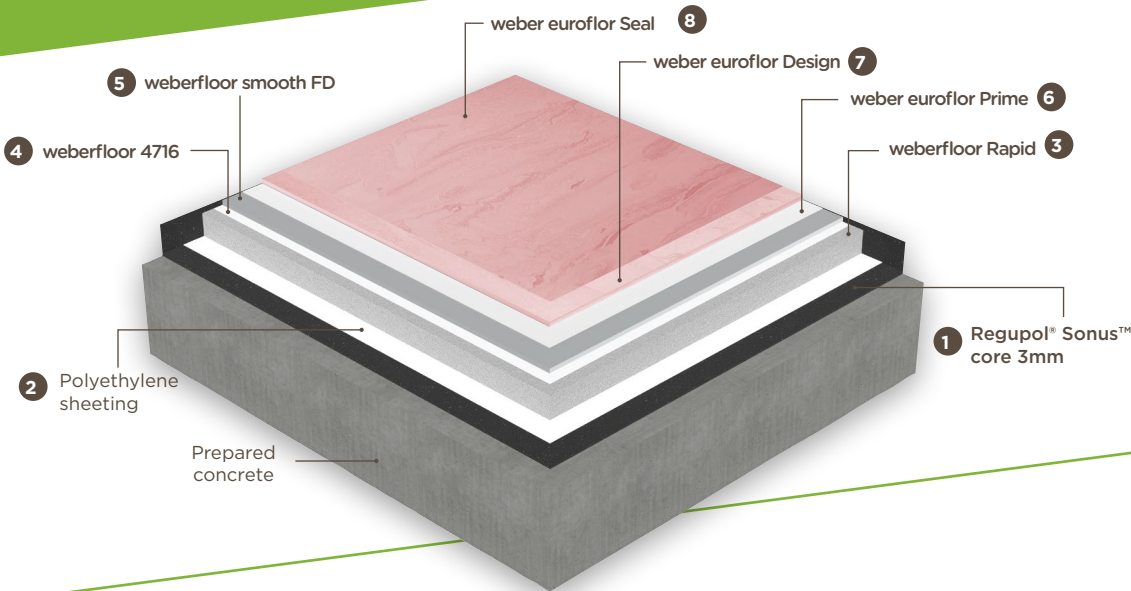


- Warranted system performance
- Single source supply
- Fully tested for compatibility

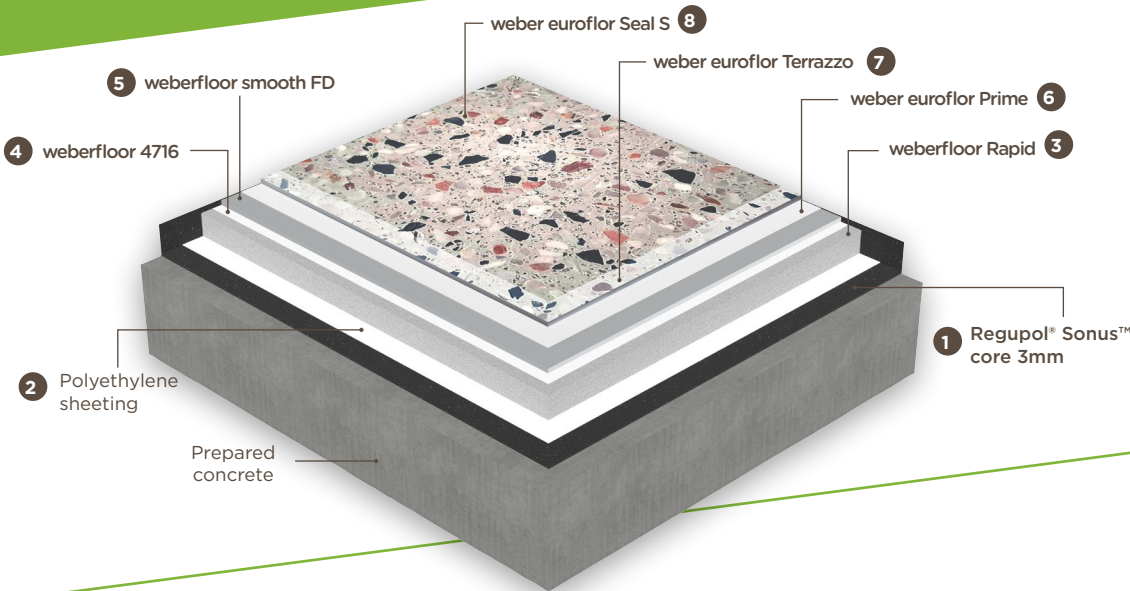
System details & components

The weber system approach means that all components are compatible, available from a single source and fully warranted - making floor specification easy and ensuring trouble free performance for decades to come.

weber euroflor Design



weber euroflor Terrazzo



WEBER DECORATIVE FLOORING KEY FEATURES

		weber euroflor	
		Design	Terrazzo
PROPERTIES	Crack free	✓	
	Foot traffic	3 to 4 hours	
	Loadability	From 24 hours	
	Application thickness	2-50 mm	8-60 mm
	Compressive strength	> 35 Mpa	
	Flexural strength	> 11 Mpa	
	Abrasion resistant	Böhme A9	Böhme A6
	Slip resistant	High	
	Shrinkage	Zero	
	Water vapor permeability	✓	
	UV stability	✓	
	Indoor/Outdoor	✓	
	Stain resistant	High	
	Chemical resistant	High	
	Ecofriendly	✓	
	VOC emission	EC1 plus	
AESTHETIC FEATURES	Colours	Unlimited	
	Patterns	Unlimited	
	Joints	Not required	
	Seamless	✓	
	Glossy	✓	
	Matte	✓	
	Liquid pigments	✓	
	Powder pigments	✓	
SCOPE OF USE	Hotel low to medium pedestrian traffic	.	
	Hotel high load & pedestrian traffic	.	
	Hospitals	.	
	Schools	.	
	Malls	.	
	Residential building appartements	.	
	Bathrooms & toilets	.	
	Industrial floor	.	
	Car parkings	.	
	Refurbishment	Application directly on tile	Not applicable on tiles



Application overview

INSTALLATION STEP BY STEP weber euroflor Design



1 **Priming**
Prime the surface using **weber euroflor Prime**



2 **Pigmentation**
Add chosen pigment to the water




3 **Mixing**
Add **weber euroflor Design** to the pigmented water and mix for 5 minutes



4 **Application**
Pour the mixed product into the floor



5 **Levelling**
Level the mixture by using a pin leveller



6 **Air Blowing**
Use a cordless air blower for a seamless finish



7 **Sealer**
Seal the floor with **weber euroflor Seal**




8 **Trafficable**
The floor will be ready to accept light foot traffic after 24 hours

For more information on application,
please contact us at:
E-mail: weber.euroflor-uae@saint-gobain.com
Phone: +971 50 812 4326

INSTALLATION STEP BY STEP

weber euroflor Terrazzo



1 Priming
Prime the surface using
weber euroflor Prime



2 Pigmentation
Mix **weber euroflor Terrazzo** binder/
filler and terrazzo aggregates with
clean and cool water



3 Pouring
Pour the mixed components
wet on wet into the floor



4 Levelling
Level the mixture by using
a smoothing leveller tool



5 Grinding
After 24 hours, grind the surface
using a heavy duty grinding machine



6 Filling & Hardening
Apply **weber euroflor Fill** to fill the
pin holes then followed by **weber
euroflor Protect** to harden the surface



7 Polishing & Buffing
Polish and buff the surface using a
light weight polishing machine



8 Sealing
Seal the surface with **weber
euroflor Seal S**

Inspiration gallery



- Suitable for high traffic areas
- Easy to clean & maintain
- High durability
- Can shape washroom counters and kitchen work surfaces.
- Bespoke colours to match the environment



- Create spacious minimalistic environments
- Seamless attract
- Easy to maintain and clean



- Does not support bacterial growth
- Non-toxic
- Easy to maintain and clean
- Seamless
- Inhibits the growth of bacteria



- Suitable for high traffic areas
- Quick installation for better ROI
- Jointless



- Attractive colours and design
- Seamless and colourful
- Bespoke beautiful floor design
- Easy to clean



- Low VOC content
- Attractive patterns and colours



- Seamless
- Stain resistant
- Easy cleaning



- Resistant to temperature up to 500 degrees
- Inhibits the growth of bacteria.
- Water vapor permeable
- Easy to maintain and clean

Projects' references



Russia Pavilion
Expo 2020 Dubai



Peru Pavilion
Expo 2020 Dubai



Barbados Pavilion
Expo 2020 Dubai



Honduras Pavilion
Expo 2020 Dubai



The Sustainability
Pavilion
Expo 2020 Dubai



The Opportunity Pavilion
Expo 2020 Dubai



The United Nations Hub
Expo 2020 Dubai



DP World
Expo 2020 Dubai



Honduras Pavilion
Expo 2020 Dubai



La Ville Restaurant



Mahmassani Roastery



Awaken Cafe


Projects' references



Hasegalerie Eröffnung
Germany



Private Estate
Osnabrück, Germany



Cloppenburg Büros
Germany



Peru Pavilion
Expo 2020 Dubai



Saint-Gobain UAE
Dubai Investment Park



Sustainable Café
Sustainable City Dubai



The St. Regis Dubai
The Palm



Sparks Bar
DIFC



THAT, Mall of the Emirates
Dubai



DP World
Expo 2020 Dubai



The Opportunity Pavilion
Expo 2020 Dubai



Barbados Pavilion
Expo 2020 Dubai

Patterns

weber euroflor Design *colour options*


weber euroflor **Design** is available in countless colours and design possibilities. Here are some of the colours and designs chosen by our clients.

You can mix and match any colours with any designs or choose your own. The sky is the limit!



weber euroflor Terrazzo *colour options*

Our **weber euroflor Terrazzo** range offers exemplary coloured surfaces and mixtures of different decorative grains that show you the varied and creative possibilities arising through different combinations of the system products. Let the following illustrations inspire you and develop your very own creation in **weber euroflor Terrazzo** look.





SAINT-GOBAIN UNITED ARAB EMIRATES

Masdar City
P.O. Box 96082
Abu Dhabi
United Arab Emirates
www.saint-gobain-emme.com

For more information on application, please contact us at:

E-mail: weber.euroflor-uae@saint-gobain.com

Phone: +971 50 812 4326



Saint-Gobain-UAE